

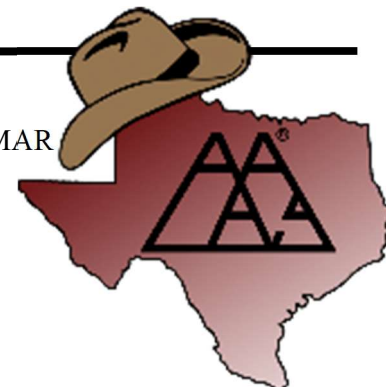
# 59<sup>th</sup> Annual TBAALAS Conference



August 10-12, 2022  
Houston Marriott Sugar Land  
16090 City Walk  
Sugar Land, TX 77479  
[www.tbaalas.net](http://www.tbaalas.net)

# Texas Branch AALAS Board & Committee Members

## 2021 – 2022 Board Year



President  
 Past President  
 President Elect  
 Secretary  
 Treasurer  
 Historian  
 Board Member  
 Board Member  
 Board Member  
 Board Member  
 District 7 Trustee  
 Alt District 7 Trustee  
 Commercial Liaison  
 Commercial Liaison  
 Parliamentarian  
 Legislative  
 Membership Chair  
 Nominations/Elections  
 Nominations/Elections Co-chair  
 Publications Chair  
 Long Range Planning  
 Education & Training Chair  
 Education & Training Co-chair  
 Technician Branch Representative  
 ALL Coordinator  
 Webmaster Chair  
 Webmaster Co-chair  
 Metro Coordinator - Houston / Galveston  
 Metro Coordinator - San Antonio  
 Metro Coordinator - Dallas / Fort Worth  
 Metro Coordinator - Dallas/ Fort Worth  
 Metro Coordinator - West Texas  
 Metro Coordinator - Panhandle  
 Metro Coordinator - Panhandle  
 2022 Meeting Planner  
 2022 Program Chair  
 2022 Program Co-chair  
 2022 Local Arrangements  
 2022 Awards Chair  
 2022 Awards Co-chair  
 2022 Sponsorships  
 2022 Silent Auction  
 2022 Meeting Logo  
 2022 Technician Olympics

Julie Roller, B.S., M.S., RLATG, CMAR  
 Adrienne Duran, M.B.A., LVT, RLATG, CMAR  
 Mona Jaffari, M.B.A., RLAT  
 Sheri Brodie, BS, CMAR, RLATG  
 Leticia McGuffey, RALAT, HTG  
 Pat Sikes, M.S.  
 Chris Rogers, B.A.  
 Luis Zorrilla  
 Mike Dvorak, B.A.  
 VelvetLee Finckbone, M.S., RLAT  
 Amy Pierce, M.S., RLAT  
 Ryan Byrd, RLATG  
 Skye Prezio  
 Brian Geyer, M.S., LATG  
 Lindsay Holmes, B.S., RLAT  
 Jennifer Mitchell, DVM  
 Tocarra Reynolds, RALAT  
 Jackie Bludworth, B.S., CMAR, RVT, LVT, LATG  
 Mark Goza, RALAT  
 Katherine Head, M.Ed., B.S., RLATG  
 Adrienne Duran, M.B.A., LVT, RLATG, CMAR  
 Ryan Byrd, RLATG  
 Shari Hunt, B.S., RLATG, CMAR, ILAM  
 Lenore Wilbert, B.S., RLATG  
 Eli Rodriguez, B.A., RLATG  
 Cordelia Rasa, M.S., CMAR, RLATG, SRS  
 John Donaho, B.S., CMAR  
 Kelly Williams, M.S., LATG  
 Luis Zorrilla  
 Kathryn Cavanaugh, CPIA  
 Christine Safieddine, LVT, LATG  
 Oscar Sanchez, B.S., CMAR, RLATG  
 Michael Chandler  
 VelvetLee Finckbone, M.S., RLAT  
 Paula Rigling, CMP  
 Kelly Williams, M.S., RLATG  
 Jeremy McNeal  
 Lindsay Holmes, B.S., RLAT  
 Katy Torres  
 Jennifer Teague, ALAT  
 Michelle Sager, RLATG  
 VelvetLee Finkbone and Mike Dvorak  
 Diana Bauman, B.Sc.(Hons), PGCE, RLATG, CMAR  
 Lenore Wilbert B.S., RLATG

# The Helen Jordan Memorial Vendor Hall and Award

---

In 2016, the vendor hall was named the “Helen Jordan Memorial Vendor Hall” in honor of one Texas Branch’s beloved members, Helen Jordan. Helen was always the ‘go to’ person in the vendor hall at any TBAALAS meeting. Even when she was not officially in charge, everyone went to her for help and advice. She was always happy to see everyone and made everyone feel welcome! She was a tireless advocate for AALAS and technician certification.

In 2001, Dr. Chuck Montgomery offered to sponsor a new TBAALAS Award, The Helen Jordan Vendor Award. This award recognizes vendors for outstanding service and dedication to TBAALAS by advancing the goals and purposes of continuing education, training and knowledge exchange. Since Dr. Montgomery’s death in 2017, Texas Branch AALAS continues to sponsor this award.

Since 2001, 8 individuals have been honored with this award. We would like for more people to know about Helen and this award. You can read more about Helen, her life and activities, in the Summer 2019 newsletter and on our website.

## Award Winners:

- 2001 Christina Leland  
Pharmacial Research Labs, Inc.

---

- 2002 Tom Darby  
Lab Products, Inc.

---

- 2004 Dale Bush  
LGL Animal Care Products, Inc.

---

- 2006 Brian Gillman  
Pharmacial Research Labs, Inc.

---

- 2007 Valeri Lansford  
Edstrom Industries

---

- 2008 Pat Sikes  
Charles River Labs

---

- 2014 John Park  
Animal Care Systems

---

- 2018 John Zapata  
Ancare Corp.

---




*Dr. Chuck Montgomery, Pat Sikes, Valeri Lansford. 2008*



## Helen Marie Thompson Jordan

In 1967, Helen went to work at the Texas Inbred Mouse Company (TIMCO) in Houston, which later became Harlan Sprague Dawley. Starting in the production area, Helen worked her way up through the ranks to the position of office manager. After 31 years of dutiful service, Helen retired. Within the laboratory animal science community, Helen’s ever cheerful demeanor and ‘can-do’ attitude made her a much-loved friend to many of us. In addition to her church and family activities, Helen was a dedicated, hardworking member of AALAS and especially Texas Branch AALAS.

# Schedule of Events

## Wednesday: August 10<sup>th</sup>, 2022

8:00 a.m. - 10:00 a.m.	Helen Jordan Memorial Vendor Hall Setup	Sugar Land Ballroom VI-X
8:00 a.m. - 4:00 p.m.	Registration	Registration Booth
8:30 a.m. - 10:00 a.m.	Platform Session	Sugar Land Ballroom I-IV
8:30 a.m. - 2:30 p.m.	AREA Program	Bluebonnet
9:00 a.m. - 10:00 a.m.	Rodent Palpation Wet Lab	Cane I & II
10:00 a.m. - 10:30 a.m.	Refreshment Break with Vendors	Sugar Land Ballroom VI-X
10:00 a.m. - 11:30 a.m.	Silent Auction/Exhibits	Sugar Land Ballroom VI-X
10:00 a.m. - 12:00 p.m.	Helen Jordan Memorial Vendor Hall Open	Sugar Land Ballroom VI-X
10:30 a.m. - 12:00 p.m.	Platform Session	Sugar Land Ballroom I-IV
11:30 a.m. - 12:00 pm	New Officer Orientation	Mahogany
12:00 p.m. - 1:00 p.m.	Lunch Break	
1:00 p.m. - 2:30 p.m.	Platform Session	Sugar Land Ballroom I-IV
1:00 p.m. - 4:30 p.m.	Silent Auction Bidding	Sugar Land Ballroom VI-X
1:00 p.m. - 4:15 p.m.	Helen Jordan Memorial Vendor Hall Open	Sugar Land Ballroom VI-X
1:00 p.m. - 4:30 p.m.	Poster Session	Ballroom Foyer
2:30 p.m. - 3:00 p.m.	Refreshment Break with Vendors	Sugar Land Ballroom VI-X
3:00 p.m. - 4:00 p.m.	Poster Session - Authors present	Ballroom Foyer
3:00 p.m. - 4:15 p.m.	Platform Session	Sugar Land Ballroom I-IV
4:15 p.m. - 5:30 p.m.	Vendor Hall Happy Hour	Sugar Land Ballroom VI-X
<b>5:30 p.m. - 7:00 p.m.</b>	<b>Welcome Reception / Fiesta</b>	<b>Sugar Land Ballroom V</b>
5:30 p.m. - 7:00 p.m.	Past President's Reception	Sugar Land Ballroom V
6:00 p.m. - 7:00 p.m.	Technician Olympics	Sugar Land Ballroom V

## Thursday: August 11<sup>th</sup>, 2022

8:00 a.m. - 4:00 p.m.	Registration	Registration Booth
8:00 a.m. - 10:30 a.m.	Platform Session	Sugar Land Ballroom I-IV
8:30 a.m. - 11:00 a.m.	Helen Jordan Memorial Vendor Hall Open	Sugar Land Ballroom VI-X
8:30 a.m. - 11:00 a.m.	Silent Auction Bidding	Sugar Land Ballroom VI-X
8:30 a.m. - 10:00 a.m.	Awards Committee Meeting	Cane I & II
10:30 a.m. - 11:00 a.m.	Refreshment Break with Vendors	Sugar Land Ballroom VI-X
11:00 a.m. - 11:45 a.m.	KEYNOTE SPEAKER	Sugar Land Ballroom I – IV
11:45 a.m. - 12:00 p.m.	Refreshment Break with Vendors	Sugar Land Ballroom VI-X
<b>12:00 p.m. - 2:00 p.m.</b>	<b>Awards Banquet &amp; Luncheon</b>	<b>Sugar Land Ballroom V</b>
2:00 p.m. - 2:30 p.m.	Refreshment Break with Vendors	Sugar Land Ballroom VI-X
2:00 p.m. - 2:20 p.m.	Silent Auction Final Bidding Window	Sugar Land Ballroom VI-X
2:00 p.m. - 2:30 p.m.	Helen Jordan Memorial Vendor Hall Open	Sugar Land Ballroom VI-X
2:30 p.m. - 4:00 p.m.	Helen Jordan Memorial Vendor Hall Teardown	Sugar Land Ballroom VI-X
2:30 p.m. - 5:00 p.m.	Silent Auction Item Payment & Pickup	Sugar Land Ballroom VI-X
2:30 p.m. - 5:30 p.m.	Platform Session	Sugar Land Ballroom I-IV

## Friday: August 12<sup>th</sup>, 2022

8:00 a.m. - 9:00 a.m.	Registration	Registration Booth
8:30 a.m. - 10:30 a.m.	2022 TBAALAS Leadership Workshop	Magnolia I – III
9:30 a.m. - 10:30 a.m.	Brazos Bend Nature Tour (Pre-registration required)	Brazos Bend State Park
10:30 a.m. - 10:40 a.m.	Closing Remarks, TBAALAS President	Magnolia I – III
11:00 a.m. - 11:30 a.m.	Houston Zoo Primate Behind-the-Scenes Tour (Pre-registration required)	Houston Zoo
11:00 a.m. - 1:00 p.m.	TBAALAS Board Meeting	Sugar Land Ballroom IV

# Wet Lab Session: People in Vet Med Don't Pet, We Palpate!

Wednesday, August 10th, 2022 (9:00 a.m – 10:00 a.m.)

Pre-registration required

Location: Cane I & II

Instructor: Katherine Brannick, DVM

This wet lab will focus on the skills necessary to assess and treat common health conditions in laboratory rodents with an emphasis on identifying abnormalities on palpation. Special consideration is given to the development of physical examination skills, different handling methods, and technical skills applicable to common laboratory species and health conditions. After participating in this course students should be able to describe key biological features of common laboratory species, demonstrate how to properly catch and restrain rodents, perform a physical examination including sex determination, and list differentials for common health concerns based on exam findings. Please note this course will use simulated learning techniques, no live animals will be used.

## Platform Sessions

Wednesday: August 10<sup>th</sup>, 2022

Location: Sugar Land Ballroom I-IV

A.M. Moderator: Katherine Head P.M. Moderator: Mona Jaffari

★ denotes award eligible ☉ denotes first time presenter

8:25 a.m. - 8:30 a.m.	Julie Roller	President's Welcome Address
8:30 a.m. - 9:00 a.m.	☉ Aaron McCoy	Optimizing tumor study performance: Evaluating the B-NDG & NSG <sup>TM</sup> models in PDX and CDX tumor studies
9:00 a.m. - 9:15 a.m.	☉ Dylan Snyder	Flooring Solutions for Healthcare and Pharmaceutical
9:15 a.m. - 9:30 a.m.	☉ Shannan Hall-Ursone	Markerless Motion Capture Technology Use and Feasibility of Detecting Abnormalities in Group Housed Baboons
9:30 a.m. - 10:00 a.m.	Guido Gottardo	Digital vivarium: minimize external confounders, increase scientific output at a large scale
<b>10:00 a.m. - 10:30 a.m.</b>		<b>Refreshment Break with Vendors</b>
10:30 a.m. 11:00 a.m.	Laura Tracey	Feed Safety in the 21st Century: An Overview of Feed Safety Programs used in Laboratory Animal Feed Production
11:00 a.m. - 11:15 a.m.	☉ Stephanie Cormier	Preventing and Removing Biofilm in Research Facilities
11:15 a.m. - 11:30 a.m.	☉ Elizabeth Martinez	Indexing a Drug for Minor Species: The Injectable Anesthetic Alfaxalone as a Case Example
11:30 a.m. - 12:00 p.m.	Karen Froberg-Fejko	A Review of the Physiologic and Behavioral Needs of the Laboratory Rabbit and Chinchilla and how Environmental Enhancements Can Minimize Stressful Dosing and Handling Procedures.
<b>12:00 p.m. - 1:00 p.m.</b>		<b>Lunch Break</b>
1:00 p.m. - 1:30 p.m.	★ ☉ Vance Hobbs	Post-Approval Monitoring, Then & Now
1:30 p.m. - 1:45 p.m.	★ ☉ Morgan Fields / Kaitlin Brinkley	Development of an Immunocompromised Breeding Program at UT Southwestern
1:45 p.m. - 2:15 p.m.	★ Keely McGrew	Relocation-Associated Diarrhea, probiotic intervention and microbiome composition in <i>Cynomolgus</i> macaques
2:15 p.m. - 2:30 p.m.	★ Julie Roller	The Unique Challenges of Public Outreach during a Pandemic
<b>2:30 p.m. - 3:00 p.m.</b>		<b>Refreshment Break with Vendors</b>
3:00 p.m. - 3:30 p.m.	★ Sheri Brodie	Transitioning from Unemployed to Employed during the COVID19 Pandemic
3:30 p.m. - 3:45p.m.	★ ☉ Jackie Blutworth	Holiday Themed Scavenger Hunts as an Employee Enrichment Exercise
3:45 p.m. - 4:15 p.m.	Katherine Brannick	Zoonosis in our backyard

## Platform Sessions

### Thursday Morning: August 11<sup>th</sup>, 2022

Location: Sugar Land Ballroom I-IV

A.M. Moderator: Katrina Donelson

⊙ denotes first time presenter

8:30 a.m. - 9:00 a.m.	Amy Pierce	COVID-19 pandemic and hurricanes – there’s nothing sweet about this mix!
9:00 a.m. - 9:15 a.m.	Lindsay Holmes	The AALAS Foundation Celebrates Animals in Research and Education
9:15 a.m. - 9:30 a.m.	Tiffany Lavinder	Complex Odontoma in a Juvenile Japanese Macaque
9:30 a.m. - 10:00 a.m.	⊙ Alireza Hosseini	Education & Career Development in Laboratory Animal Science
10:00 a.m. - 10:30 a.m.	Julie Roller / Courtney Nesline	Staffing, Retention, and Motivation during the COVID-19 Pandemic and Beyond
<b>10:30 a.m. - 11:00 a.m.</b>		<b>Refreshment Break with Vendors</b>
<b>11:00 a.m. - 11:45 a.m.</b>	<b>Keynote Speaker: Doug Brining</b>	<b>Distaster Planning (The “Other Sections”)</b>



**Dr. Doug Brining**  
**Keynote Speaker**  
**August 11<sup>th</sup>, 2022**  
**11:00 – 11:45 a.m.**  
 Sugar Land Ballroom I-IV

### 2022 Keynote Speaker Sponsored By:



Doug Brining is the Attending Veterinarian at the University of Texas Medical Branch in Galveston, Texas. He is a graduate from Texas A&M University College of Veterinary Medicine and a Diplomate of the College of Laboratory Animal Medicine. He worked as a mixed animal practitioner following graduation and has practiced in small animal and emergency clinics, but ultimately found himself in the career of lab animal medicine. His professional interest and expertise have primarily been focused on high biocontainment research (ABSL3 and ABSL4) and surgical modeling. He has served as an animal program director at NIH, NIAID, DIR Rocky Mountain Laboratories in Hamilton Montana and at the University of Colorado, Boulder. He currently resides in Galveston, Texas and has been married to Belinda Brining, DVM for 23 years. They have two sons, Beck and Zeke, in high school, along with three dogs, Rose (Chihuahua cross), Finn (a terrier of some sort), and Red (an Australian Shepard) and one cat named Stella. His private interests include long distance bicycling, sailing, and cooking.

### Thursday Afternoon: August 11<sup>th</sup>, 2022

Location: Sugar Land Ballroom I-IV

P.M. Moderator: Keely McGrew


⊙ denotes first time presenter

2:30 p.m. - 3:00 p.m.	Marc Hulin	Cancer & Animal Models: CAR T-Cell Therapy
3:00 p.m. - 4:00 p.m.	Cindy Buckmaster	It’s Time to GetReal! About Animal Research!
4:00 p.m. - 4:30 p.m.	Marc Hulin	The Value of Volunteerism
4:30 p.m. - 5:30 p.m.	Karena Thek	Overview of Rodent Enrichment Concepts with a Competitive Game of Fear Factor for Human Volunteers

# HAPPY HOUR



4:15 - 5:30 P.M.  
Wednesday, August 10th  
(Before The Welcome Reception)  
Vendor Hall - Sugar Land Ballroom VI - X


Sponsored By:  charles river

# Fiesta

TBAALAS WELCOME RECEPTION  
WEDNESDAY, AUGUST 10TH  
5:30 TO 7:00 P.M.  
SUGAR LAND BALLROOM V



Open to all attendees!  
Join us for food, fun, and a special Past President's Reception

Sponsored By:  ENVIGO  
an inoty company

# SILENT AUCTION FUNDRAISER

Located in the Vendor Hall - Sugar Land Ballroom VI-X

Help TBAALAS reach the 2022 goal of \$3,000 to send one lucky technician scholarship recipient to the National AALAS Conference

Place your bids:  
10:00 a.m. - 4:30 p.m. Wednesday, August 10th  
8:30 a.m. - 2:20 p.m. Thursday, August 11th

Winning bidders will pickup and pay for auction items from 2:30 p.m. to 5:00 p.m. on Thursday, August 11th



Brazos Bend Nature Tour  
(Pre-Registration Required)  
Friday August 12th, 2022  
9:30 a.m - 10:30 a.m.



\$7.00 Per Person  
Bring Water, Hat, Bug Spray, and Sunscreen



**GetReal!  
2022 TOUR**

**Transnetyx wants to celebrate YOU,  
the rock stars of research.**

The 2022 GetReal! Tour featuring Dr. Cindy Buckmaster, host of the GetReal! Podcast, is coming to a city near you. We invite you to join Cindy to discuss the challenges you experience, discover ways to heal together, and re-energize!

**It's Time to GetReal! About  
Animal Research!**


**Date**  
Thursday, August 11th, 2022  
3:30pm - 4:30pm

**Location**  
2022 TBAALAS Meeting  
Sugarland, TX




**Transnetyx**

**Behind The Scenes Primate Tour  
at the Houston Zoo**



Special behind the scenes access for TBAALAS Members  
(Pre-Registration Required)  
Friday, August 12th  
11:00 to 11:30 a.m.  
Includes General Admission



**THE HELEN JORDAN  
MEMORIAL VENDOR HALL**

Dont miss 2022's  
line-up of Vendor Hall  
events including:

- Learn About Products and Businesses
- Happy Hour (Wed at 4:15 p.m.)
- Refreshment Breaks Throughout the Conference
- Door Prize
- Scavenger Hunt
- Silent Auction
- A Life-Sized Game of Hungry-Hungry Hippos !!



Located in Sugar  
Land Ballroom VI-X

Wednesday, August 10th  
10:00 a.m. to 5:30 p.m.

Thursday, August 11th  
8:30 a.m. to 2:30 p.m.

\*Scheduled Break and Event  
Times Listed in the Program





# Wet

# Lab



Pre-Registration Required  
Date/Time: Wednesday, August 10th, 9:00 - 10:00 a.m.  
Location: Cane I & II  
Instructor: Katherine Brannick, DVM



## LEADERSHIP WORKSHOP



The Importance of Developing Emotional Intelligence in a Leadership Role within Laboratory Animal Science

Date/Time: Friday, August 12th, 8:30 - 10:30 a.m.  
Location: Magnolia I-III  
Instructors: J. Roller, BS, MS, RLATG, CMAR and C. Nesline, BS, MBA, RLATG, CMAR  
Moderator: Lindsay Holmes, BS, RLAT

# VISIT ALL OF OUR 2022 VENDOR BOOTHS

Allentown, Inc.  
Ancare  
Animal Care Training Services  
Art's Way Scientific  
a-tune software Inc.  
Avidity Science LLC  
Best Known Solutions  
Beta Star Life Science Equipment  
BetterBuilt  
Bio-Serv  
Britz & Co.  
Carter 2 Systems, Inc.  
Eastern Virginia Medical School  
Envigo an Inotiv Company  
Gruenberg-TPS  
Hilltop Lab Animals, Inc  
Jurox Animal Health  
Lab Products, LLC  
LABEX of MA  
Lane Industries Co., LLC  
LGL Animal Care Products, Inc.  
Lighthouse Life Sciences  
MaxAir Systems  
Oak Hill Genetics  
Pharmacal  
PMI LabDiet  
Process Control Solutions  
Rochester Midland Corporation  
Shepherd Specialty Papers  
Systems Engineering (SE Lab Group)  
Tecniplast  
The Andersons Bedding Products  
The Jackson Laboratory  
Transnetyx, Inc

# Thank you to our 2022 Meeting Sponsors!

## Welcome Reception / Fiesta



## Happy Hour



## Awards Banquet



## Session Breaks



## Meeting Bags



## Tech Challenge



## Lanyards



## AREA Program



## Audio Visual



## Pens



## Keynote



---

# 2022 POSTER PRESENTATION ABSTRACTS

---

★ Denotes award eligible ☉ Denotes first time presenter

---

## ★ ☉ Correlation of SpO<sub>2</sub>, BAL return and Radiographic Progression of High Dose Tuberculosis Infection

Aaron Briscoe, LVT, LATG

Texas Biomedical Research Institute

---

Infectious disease is at the forefront of the news especially with the ongoing pandemic. One of the most important respiratory diseases in the world is mycobacterium tuberculosis which affects approximately 1.5 million people each year. This study's objective was to determine if there was a correlation between an increase in radiographic changes of progressing tuberculosis infection with a decrease in SpO<sub>2</sub> values as well as a decrease in bronchoalveolar lavage (BAL) return. The study consisted of aerosol infection of 5 study animals with a high dose of mycobacterium tuberculosis with weekly radiographic evaluation. Four weeks after infection bronchoalveolar lavage was collected and evaluated for how much disease was in the lungs by quantification of colony forming units (CFU). Treatment was also started at this time with Group 1 n=2 receiving a combination of two medications and Group 2 n=3 receiving a combination of 3 medications. SpO<sub>2</sub> was taken once at each sedation for the first 4 weeks and then for the second 4 weeks SpO<sub>2</sub> was taken before and after BAL collection. The results did show a correlation for Group 1 in the volume of BAL collected and a decrease in SpO<sub>2</sub> but no correlation with the progression of radiographic changes of disease. However, Group 2 did not show any correlation. These results were most likely due to the different treatment regimens. Future considerations include larger group sizes with a control group, advanced imaging modalities, and a more accurate way of measuring SpO<sub>2</sub>.

## ★ ☉ Evaluating 3 Different Methods of Observation in Outdoor Housed Baboons

Manuel Aguilar, LAT

Texas Biomedical Research Institute

---

Optimizing observations for research animals is a top priority in order to ensure that we are providing scientists with the best research model. The objective of this study was to determine which method could identify more abnormalities in a group of adult male baboons. The three methods included visual observations, drone observations and stationary security camera surveillance. The focus was on the 6-acre corral which houses approximately 180 male baboons. This area is monitored by caretakers looking from the observation deck or through the feeding panels. Veterinarians drive through the corral twice a week and animals that voluntarily come into the holding area are run through the chutes to allow for a closer look. There was a camera installed near the corral that the security division monitors on a regular basis that has the capability to zoom in for a closer view of the animals. In addition, we proposed to use a drone in order to better visualize the animals which has the benefit of being non-invasive and causing minimal stress to the animals. The study design required observations by the 3 methods twice a week on the same days for approximately 20-30 minutes over a 3-month period. Results of the data collected showed that the visual and drone findings were very similar. One aspect of the visual observations that hinders the drone is the auditory component which was evident with the visual observations noting coughing which was not picked up by the drone. However, the drone was able to identify animals with lacerations at a further distance from the observation deck. The stationary camera did not yield any significant data. Many features were not fully incorporated but did show potential. Initiating a more reliable form of identification will help tremendously with making sure that every animal is observed.

### ★ ◎ **How Abundance of Papillae in Rhesus Macaques Effects Bitterness**

Katrina Kavelish, A.S., RALAT

Texas Biomedical Research Institute

---

Recent studies have shown that humans with an increase of papillae tend to be more sensitive to taste and are labeled as “Super Tasters”, however this has not been translated over to non-human primates. The purpose of this study is to determine the correlation between the amount of papillae in rhesus macaques and how bitterness influences picky eating. Macaques between the ages of 3 to 7 had their papillae on the apex of their tongue counted in a diameter of 6mm. Later an oral test was conducted using grapefruit, olives, and cilantro (all bitter foods sensitive to papillae) to determine if the animals with greater papillae disliked these food items or if there was no concern and the items were fully consumed. The data collected showed that the animals with the least amount of papillae were more accepting of bitter tasting foods. This is significant because oral dosing has been a staple component of infectious disease protocols. Medications are given in food and it is imperative that the animals consume 100%. Being able to use this process to assist in the selection of animals that can be placed on studies involving oral dosing increases the chance of compliance for these studies.

### ★ **Post-Transport, Maintenance, and Postoperative Care of Geriatric Care of Rats Using a Novel Commercially Available Feeding Device**

Heather Maxwell, M.S.

The University of Texas at Arlington

---

While the majority of research uses young, healthy animals, some studies require subjects to be aged or geriatric. Due to their aged status, they tend to be poorly conditioned and are more susceptible to morbidity and mortality during shipping and postoperatively than young, healthy adult animals. At our institution, an increased mortality rate of geriatric rats was observed post shipping, despite standard supportive care during shipping by the vendor and high-caloric diet provided upon arrival at the facility. Additionally, there was a small, but increased mortality rate often during the standard acclimation period as well as postoperatively. Diagnostic testing excluded infectious causes of death. To address this problem, moistened chow and sunflower seeds were provided immediately upon arrival post shipping and as a part of the daily standard care, including postoperatively. The supportive care was provided via a novel commercially available administration device that allows food to be provided in multiple ways (hung from wire bars, cage floor) rather than standard petri dishes. The novel device is composed of high-temp polysulfone that looks like an upside-down sombrero. To date, since implementing this simple change in husbandry using this device, there has been no mortality from shipping, daily maintenance, or postoperatively. The rats that receive that supportive care daily have maintained their hydration and body condition versus the geriatric animals that originally did not receive such supplementation. In conclusion, before we started giving the geriatric rats supportive care daily, we were losing 20% of the animals from the vendor. Since starting the geriatric animals on the supportive care, at the the time of arrival, we are seeing 100% survival rate.

### ★ ◎ **Effective use of PET/CT scan in progression of TB formation**

Ashley Gay-Cobb, A.S.

Texas Biomedical Research Institute

---

The purpose of this project is to determine if Positron emission tomography (PET) scan imaging is a beneficial tool for detecting Tuberculosis, referenced as TB. PET scans are beneficial in tracking the progression of TB in Rhesus Macaques. The procedure began with sedation using 3mg/kg Telazol administered intramuscularly, performing vitals, and checking glucose level. An indwelling intravenous catheter is placed in the right cephalic vein. While developing this procedure we noted that the optimal placement of the catheter was in right arm due to blood flow allowing equal distribution of the radioactive isotope fluorine-18 and the necessary uptake time to image the organs required for the study. Once the radioactive isotope fluorine-18 (F-18) was injected 30 minutes had to elapse before a PET scan can be completed. During this uptake period CT scans were performed. This

allowed for better identification of the progression of TB granuloma formation within the lungs. By learning how each of the stages of TB granuloma development looks and behaves within the lungs, we can get a clearer picture of the progression of this disease. Utilizing this imaging modality will allow for the determination of early endpoints for euthanasia or if treatments are initiated it will identify if therapy slows the progression of the disease.

### ★ **Struvite Urolithiasis in a Tg(KRT14-cre)1Ama/J Mouse**

Erica Moore, DVM, DACLAM

MD Anderson Cancer Center

---

An adult naïve male Tg(KRT14-cre)1AMC/J mouse presented with a rough coat and hunched posture but was alert and responsive. This mouse was used as a breeder, but never successfully contributed to the birth of any litters. The mouse was placed on diet gel and moist pellets as part of routine veterinary treatment. Three weeks later, a mass in the caudal abdomen was noted. Upon palpation, the mass in the caudal abdomen was granular, like a canine urinary bladder with calculi. In the course of 48 hours from the time of the abdominal swelling was noted, the animal became lethargic, dehydrated, and lost body condition. Humane euthanasia was subsequently elected for the mouse. Gross necropsy revealed multiple round stones within the urinary bladder. Sample analysis by the Texas A&M Veterinary Medical Diagnostic Laboratory confirmed struvite (triple phosphate) uroliths. Histopathology was performed on the formalin-fixed tissues, which revealed the presence of bacteria within the bladder lumen, hydroureters, and prostatitis. This is the first reported case of spontaneous urolithiasis in KRT14-cre mice. Urolithiasis is an uncommon cause of urinary tract infections in mice. Transgenic and knockout mice could be utilized as animal models of urolithiasis resulting in struvite calculi.

### ★ ◎ **Detection of Tuberculosis in Low and High Dose Aerosol Infection**

George Villanueva, LAT

Texas Biomedical Research Institute

---

Tuberculosis (TB) caused by tuberculosis mycobacterium, globally is the leading cause of 1.5 million deaths every year. The rhesus macaque is the model of choice because they develop granulomas in their lungs that are consistent with human granuloma formation. At Texas Biomedical Research Institute both low and high dose aerosol infections are studied to look at latent and active TB. To confirm that aerosol infection is successful a Tuberculin skin test (TST) is performed. The site to perform this test in rhesus is the eyelid. A volume of 0.1ml of tuberculin purified protein derivative (PPD) is placed intradermally as close to the edge of the eyelid as possible. The test is read at 24, 48 and 72 hours using a scale from 0 (negative) to 5 (positive). Initially, animals on low dose studies did not develop a positive TST on week 3 but did on week 5. It was anticipated that animals receiving a high dose TB infection would develop a positive TST on week 3. However, only 20% of animals at week 3 showed a low positive reaction to the test. The TST for these animals was repeated at 5 weeks in the opposite eyelid as well as on the abdomen to confirm and 90% of animals developed a more significant reaction at both locations at this time point. The results of this study indicate that dosage is not the primary factor in how quickly a response is observed but it does affect the severity of the induration caused by the tuberculin skin test.

### ★ ◎ **Transitioning to a Blended Learning Classroom to Increase Active Learning and Competency Based Assessment**

Katherine Head, B.S., RLATG

UT Southwestern Medical Center

---

The blended learning classroom combines on-line learning with in-person learning into one cohesive experience. In order to increase the active learning time in one of our longest classes, the blended learning model was applied to Principles of Aseptic Technique in Rodent Survival Surgery, a required component of training for any researcher conducting survival surgery. Prior to transitioning to blended learning, this class was typically three

hours long, including a one-hour lecture, with eight students. An online interactive module was created to cover the lecture portion of the class, containing discussion and video on aseptic technique, program policies, and standard operating procedures. Students are required to complete the online module prior to the in-person class. During the in-person class, students have the opportunity to ask questions from the material covered in the online module, review specific topics, and then show competency with specific tasks covering concepts in aseptic technique while simulating survival surgery. After incorporating the online module, more class time was dedicated to hands-on simulation and competency assessment. Less time was spent on lectures. The class time overall was shortened by 30–45 minutes. For students who do not model competency with specific tasks and techniques, the material is reviewed until students show final understanding and competency. While our online module was completed just before the COVID-19 pandemic, the blended learning approach became a critical component as training and research continued. This blended approach helped decrease unnecessary exposure time as students were able to learn a majority of basic principles of aseptic technique online.

### ★ ◎ **Cost effective heat support in rodent recovery cages**

Lindsey Edwards

The University of Texas Health Science Center at Houston

---

During anesthesia rodents are susceptible to heat loss due to suppression of thermoregulatory processes which is further compounded by a high surface area to body mass ratio. Hypothermia may occur during recovery, even if appropriate thermal support is maintained during anesthesia, which can lead to increased clinical consequences and data variability. Within our institution a wide variety of heat sources are used for the purposes of warming rodent recovery cages including items that have the potential for high heat or uneven heat distribution. The main purpose of this study was to identify a cost-effective recommendation for providing supplemental heat to rodent cages and establish if thermal burns are a potential complication when using common methods of supplemental heat support. This study utilized HOBO data loggers, infrared laser thermometer, and heat imaging software to examine the heat distribution across multiple cage recovery setups. Conditions assessed included effectiveness of an electric heating pad or a circulating hot-water blanket, influence of surface material inside cages, and placement of cage to create heat gradients. The results of this project will allow us to establish internal guidelines on various heat sources used for warming rodent recovery cages.

# 2022 PLATFORM PRESENTATION ABSTRACTS

---

★ Denotes award eligible ☉ Denotes first time presenter

---

## ☉ **Optimizing tumor study performance: Evaluating the B-NDG & NSG™ models in PDX and CDX tumor studies**

Aaron McCoy, M.A.

Envigo

---

The creation and characterization of new immunodeficient mouse models for pre-clinical oncology studies is critical for optimizing study efficiency and improving the therapeutic pipeline in the oncology space. Humanizable mice and mice that will not reject human cancer cells are critical components of these preclinical therapeutic studies. In this presentation we describe the creation of the ultra-immunodeficient B-NDG mouse and demonstrate the utility of this model as a host for the engraftment of human PBMC's, human stem cells, breast cancer PDX tumor lines, melanoma PDX tumor lines and CDX. Additionally, we compare the efficacy to nude mice and NSG mice. We demonstrate that the B-NDG mouse is humanizable and supports the growth of a wide array of tumor cell lines and PDX models with similar kinetics as the NSG mouse.

## ☉ **Flooring Solutions for Healthcare and Pharmaceutical**

Dylan Snyder

Dur-A-Flex

---

A brief power point presentation overview of floor and wall systems specifically designed to address the needs of healthcare and pharmaceutical environments.

## ☉ **Markerless Motion Capture Technology Use and Feasibility of Detecting Abnormalities in Group Housed Baboons**

Shannan Hall-Ursone, DVM

Texas Biomedical Research Institute

---

Healthy animal models are the backbone to any good research project but assessing an animal's health status can sometimes be difficult. For the safety of personnel, most nonhuman primates are only handled when chemically sedated which can cause stress and alter blood values. Markerless Motion Capture is a new technology developed at the Southwest Research Institute (SWRI) that was originally for use in sports medicine. It allows for the evaluation of each joint during movement without having to place any equipment on the person that is being evaluated. In collaboration with SWRI we expanded the technology's capabilities for use at Texas Biomedical Research Institute to evaluate baboons. We evaluated this technology for its potential to provide additional information on the movement of group housed animals in a more natural environment without the presence of someone physically observing them. The goal was to show that developing technology could aid in animal health assessments and that this specific program could be used non-invasively to obtain information from animals that would electronically determine normal and abnormal movements. Prior to using this technology, the neural network was updated in order to account for features of the baboon such as the muzzle and tail that were not accounted for with human use. Two cameras were attached to the animal enclosure and the video footage was collected. The software technology was used to evaluate each animals' movement. We anticipate that with further evaluation of additional animals, we will be able to identify early signs of injury or disease and to eventually be able to use this technology for applications in research models such as Parkinson's disease and gait analysis.



## **Digital vivarium: minimize external confounders, increase scientific output at a large scale**

Guido Gottardo, B.S.

Tecniplast USA

---

In recent months, it has become more and more evident how external environmental factors, including the effects of dim lighting, external sounds, and cage changes might play a determinant role in biasing data in animal research. Specifically, it was shown how dim light might play an important role on tumor development or change the circadian rhythms in laboratory rodents, resulting in the potential of non-reproducible effects.

On the other hand, institutions are lacking systems that check high-level light, noise-room levels, and human presence. This warrants a night check of the home-cage activity as a substitute marker for animal welfare (Zentrich, 2021). Technology today has been shown to improve scientific outcomes by providing vital information during the night when animals are not being tested. This helps to detect events like dim light coming from a change station or cabinet and flooding from leaking bottles. Researchers can now be proactive in taking care of animals, which, in turn, increases animal welfare. Add-ons, like red-black systems, allow for studies at the cage-level for chronobiology, including the alteration of circadian rhythms, without having a complete room occupied. Each cage can remotely track and show the locomotor activity to ensure that the change in the activity is achieved in a controlled, specified time. Ultimately, the cage running wheel can be used to establish voluntary activity, monitor daily rhythm, or train the animals. Overall, the latest digital solutions applied in the home cage rack helps to minimize external confounders and increases scientific output in a scalable manner.

## **Feed Safety in the 21st Century: An Overview of Feed Safety Programs used in Laboratory Animal Feed Production**

Laura Tracey, M.S.

PMI LabDiet / TestDiet

---

Safe manufacturing practices are of the utmost importance to feed manufacturers. Everything we do focuses on safety at every step, from choosing and receiving ingredients to packaging finished product and preparing for shipment to your facilities. This talk will briefly summarize the different programs we follow to ensure only the highest quality of feed is provided. It will include information about corporate guided systems as well as scrupulous external, third-party certification programs we implement. Of particular focus will be Food Safety System Certification 22000 (FSSC 22000), an elite third-party certification held by a select few feed manufacturers in the world. Information provided will inform the attendees including facility managers, veterinarians, and researchers of important feed safety measures they should expect from their feed manufacturing company to ensure their most important assets, the animals and research, are never compromised.

## **© Preventing and Removing Biofilm in Research Facilities**

Stephanie Cormier, RLATG, CMAR

Quip Laboratories

---

Many research facilities deal with biofilm in animal drinking water systems, but surface biofilms can also have lingering effects on animal research. Pathogenic Biofilms Can Lead To:

- Increased pathogenesis for bacteria like E. coli
- Data inconsistencies in gut microbiota
- Differences in prognoses of hereditary diseases
- Wasted hours in tracking down the source of biofilm-related diseases
- Effects on biofilm- or plaque-related research

In this presentation, Quip Labs explains why many research facilities need better tools to deal with surface biofilms, and which methods can help inactivate and remove them.

## **Indexing a Drug for Minor Species: The Injectable Anesthetic Alfaxalone as a Case Example**

Elizabeth Martinez, DVM, ACVAA

Jurox Animal Health

---

Most animal drugs reach the marketplace through the FDA's New Animal Drug approval process (i.e. New Animal Drug Application or NADA). But, in many cases, minor species drug products are intended for uses that cannot reasonably go through the standard drug approval process. They are often intended for use in species too rare or varied to be used in traditional safety and effectiveness studies. Indexing is an alternative to the drug approval process for non-food producing minor species and non-food early life stages of food producing minor species. To be added to Index of Legally Marketed Unapproved New Animal Drugs for Minor Species (the Index), the drug sponsor must work directly with the Center for Veterinary Medicine (CVM) Office of Minor Use and Minor Species Animal Drug Development (OMUMS) within the Food and Drug Administration (FDA). This short lecture will discuss the mechanism of indexing a drug with FDA using the sedative and anesthetic drug alfaxalone as a case example.

## **A Review of the Physiologic and Behavioral Needs of the Laboratory Rabbit and Chinchilla and how Environmental Enhancements Can Minimize Stressful Dosing and Handling Procedures**

Karen Froberg-Fejko, DVM

Bio-Serv

---

Laboratory rabbits and chinchillas are used commonly for a variety of research models. Understanding their behavioral and unique physiological differences from other species is an important consideration when employing appropriate husbandry and handling practices. This presentation will review rabbit and chinchilla physiology, natural behaviors, and review enrichment options.

## **★◎ Post-Approval Monitoring, Then & Now**

Vance Hobbs, M.B.A.

Baylor College of Medicine

---

We have all learned new lessons while adapting and adjusting where a large academic research institution fulfills the responsibility to conduct active and meaningful post-approval monitoring in the current environment. Achieving measurable and meaningful results from a post-approval monitoring program includes motivated personnel, adapting to current situations and being resilient in the transparency and partnership between the research community and the IACUC. Understanding institutional and operational trends regarding animal use and research community activity can contribute to a successful post-approval monitoring program. Establishing or growing a formidable and respected post-approval monitoring program can be difficult, even in normal times. These lessons learned will help anyone in their path to reducing non-compliance, building trust and establishing yourself as a resource for a truly successful post-approval monitoring program.

## **★◎ Development of an Immunocompromised Breeding Program at UT Southwestern**

Morgan Fields, B.S., and Kaitlin Brinkley, B.S.

UT Southwestern Medical Center

---

*C. Bovis* detrimentally impacts many research institutions across the country. UT Southwestern has faced many challenges in the management of this industry issue, which is exacerbated by certain research needs such as shared imaging equipment across our barrier facilities. To help our researchers mitigate this problem, we designed a restricted access immunocompromised breeding program. This includes implementing some additional practices to minimize the risk of infection to their animals post-weaning in a designated experimental manipulation room. Additionally, we collaborated with our veterinarians and training team to develop additional training for the staff

and investigators to ensure consistency with procedures across the program. This talk will discuss the issues that prompted us to explore this option and review the process of setting up the program, including some lessons learned along the way.

**★ Relocation-Associated Diarrhea, probiotic intervention and microbiome composition in Cynomolgus macaques**

Keely McGrew, B.S., CMAR, CVT, RLATG

Charles River

---

Social housing changes can be a source of stress in laboratory animals that may cause diarrhea, the most common health problem noted in captive macaque populations. Diarrhea may reflect a negative shift in the gut flora (“gut dysbiosis”). We characterized changes in the microbiome composition of juvenile primates (*Macaca fascicularis*) that experienced a change in social housing and exhibited diarrhea by comparing matched-case fecal samples collected when the diarrhea outbreaks began to baseline samples collected at import via 16S rRNA next-generation sequencing microbiome analysis. In addition, we assessed behavioral and social status characteristics as well as assessing fecal cortisol levels by ELISA. Cortisol levels did not differ between groups or across time points. Significant changes in alpha and beta diversity and in abundance levels of several taxa were seen across the two time points. Changes in alpha diversity after relocation differed by sex. Diarrhea was associated with differences in beta diversity, as well as in abundance levels of several taxa. Behavioral characteristics and social status in group housing were not significant in predicting diarrhea. Following this study, we evaluated the effectiveness of a species-specific probiotic (SD Pro™) on prevention of relocation-associated diarrhea. We also compared microbiome composition before and after administration for both prevention and treatment purpose to characterize the effect of the probiotic on gut flora. Characterization of these changes will direct future interventions aimed at reducing the incidence of diarrhea that occurs after shifts in social housing.

**★ The Unique Challenges of Public Outreach During a Pandemic**

Julie Roller, M.S., CMAR, RLATG

UT Southwestern Medical Center

---

The COVID 19 pandemic created challenges in many areas of the laboratory animal care industry, from staffing and retention roadblocks, training difficulties, and supply chain and operational hurdles. Researchers were faced with tough decisions regarding their projects, and there was an undertone of fear and uncertainty throughout our facilities. The terms “mask up” and “six feet” became ingrained in our daily lives, and there were travel and meeting restrictions in place not only at UT Southwestern, but also throughout the industry and the community. The inability to interact with others in the normal fashion not only put a damper on activities in our facilities, but also influenced our ability to conduct public outreach in the community. This presentation will focus on the past year’s challenges in regards to participating in outreach during a pandemic and how our team used the time to develop and refine our materials and processes. It will also focus on the challenges of virtual outreach engagements, and provide some insight into the process that helped our team support the Texas Branch in receiving the POE award from the AALAS Foundation in 2021.

**★ Transitioning from Unemployed to Employed during the COVID19 Pandemic**

Sheri Brodie, B.S., CMAR, RLATG

The University of Texas Health Science Center at Houston

---

The process of changing careers has always been a daunting time in a person’s life. When you add a pandemic in the mix, it makes the process even harder. A candidate has to ensure they have all the proper technology to ensure they can participate in a video conference call to participate in an interview. In the past year I have encountered

all of these issues while changing my career twice during the pandemic. I will share the tools I have used and how this made my process easier for me to finally obtain the current position I have gratefully found myself in.

### **★◎ Holiday Themed Scavenger Hunts as an Employee Enrichment Exercise**

Jackie Bludworth, B.S., CMAR, LVT, RLATG

The University of Texas Health Science Center at Houston

---

Tech Week is time to honor our Animal Technicians. However, it can be stressful for those organizing the events as well as the participants. In some cases, the technicians may get stressed because they feel they can't get their work done, or they may want to spend their lunch hour decompressing solo. One idea from Husbandry Management was that Tech Week could be celebrated year-round. The idea of conducting an Easter Egg Hunt in the animal housing rooms was developed. The event had to be COVID friendly (social distancing), as well as safe to perform in the animal housing rooms. Two plastic colored eggs were placed in the technicians' rooms. If a technician had more than 2 rooms, they were told which rooms would have eggs. The only other clue they were given was that double-sided tape was used to secure some of the eggs. What was not relayed to the technician, was that the eggs were placed in areas that should receive attention on Fridays. Participation in the fun event was voluntary. Emails were sent, with pictures of the prizes that could be won. This sparked some competitiveness, as prizes were awarded on a first come-first served basis. Our largest building had 100% participation, even from our most introverted technicians. We also received comments on how much the technicians enjoyed their Easter Egg Hunt, and questions as to when the next scavenger hunt would be scheduled. The manager and the team lead experienced tremendous enjoyment setting up the event as well as watching everyone search for their eggs. This provided a fun work distraction for all involved, improved morale, and ensured technicians indeed focused on areas that needed attention before the weekend.

### **Zoonosis in our backyard**

Katherine Brannick, DVM, DACLAM

The University of Texas Health Science Center at Houston

---

Zoonotic diseases are infectious agents that can be transmitted from vertebrate animals to humans. For centuries zoonotic diseases have had a wide impact on society ranging from human mortalities to famine caused by animal disease. The global impacts of COVID-19 have re-energized research focusing on zoonotic agents, and have highlighted the need to identify future potential threats. This talk will give a brief overview of zoonotic diseases, discuss frequently overlooked agents that may be future focuses of research, and will discuss recent findings of these agents in Texas. This talk is designed for all audiences, but will be of particular relevance to husbandry staff and veterinary staff.

### **COVID-19 pandemic and hurricanes – there's nothing sweet about this mix!**

Amy Pierce, M.S., RLAT

Tulane University

---

In New Orleans if you hear the words "hurricane" and "mix" in the same sentence you're probably expecting a sweet alcoholic drink. In the summer of 2021 when Hurricane Ida hit during the 4th COVID surge in New Orleans we were wishing for that drink. Tulane University, including the Department of Comparative Medicine (DCM), has protocols in place for hurricane season. However, the pandemic and the rapid escalation and unpredictable path of Hurricane Ida complicated things. This presentation will discuss the challenges of the pandemic and Hurricane Ida at the Tulane Uptown DCM Facility.

## **The AALAS Foundation Celebrates Animals in Research and Education**

Lindsay Holmes, B.S., RLAT  
Baylor College of Medicine

---

The “Celebrate Animals in Research and Education” program is a public outreach effort, developed by the AALAS Foundation, to help educate the public about the important role mice, pigs, and other animals, play in discovering treatment options and cures for catastrophic diseases. The goal of the program is to serve as a tool to help members of the laboratory animal science community reach out to their local communities – persuading survivors of catastrophic diseases, and the general public, to embrace and become advocates of biomedical research. This presentation will help showcase tools that are available from the AALAS Foundation to help us educate the public on the importance of biomedical research.

## **Complex Odontoma in a Juvenile Japanese Macaque**

Tiffany Lavinder, DVM  
Charles River

---

Odontomas are the most common maxillary odontogenic tumors in humans. These benign tumors result from the growth of differentiated epithelial and mesenchymal cells and are formed from enamel and dentin. Two types of odontomas are recognized: complex and compound odontomas. The etiology of odontomas is unknown, although local trauma, inflammation, infection, odontoblastic hyperactivity, and genetic factors have been suggested. Odontogenic tumors have been described in multiple nonhuman primate species; however, none have described a complex odontoma. Here, a case of complex odontoma in the maxilla of a juvenile Japanese macaque is described.

## **© Education & Career Development in Laboratory Animal Science**

Alireza Hosseini, M.D.  
Eastern Virginia Medical School

---

Education in the Laboratory Animal Science field may start with AALAS certification, CMAR or Vet. Tech degrees, but does not need to stop there. Graduate degrees, such as Laboratory Animal master degree, in a very competitive and evolving world can open the new career opportunities for graduates with expanding their job and position options in academia and industry, even further graduate educational degrees such as Veterinary Medicine as future scientists, veterinarians, researchers, managers and industry leaders.

## **Staffing, Retention, and Motivation During the COVID-19 Pandemic and Beyond**

Julie Roller, M.S., CMAR, RLATG / Courtney Nesline, B.S., MBA, RLATG, CMAR  
UT Southwestern Medical Center

---

The laboratory animal care industry, along with many others, has been severely impacted by the fallout from the COVID-19 pandemic. Many institutions are struggling to fill positions, as well as retain the staff that they have and keep them feeling motivated. Staff in our industry really learned what it meant to be essential workers. The stress created a challenge with maintaining physical and psychological safety coming to work each day for many of our team members. At UT Southwestern, we continue to feel the strain of the disparity between the number of open positions and applicants. Furthermore, getting employees from interview to onboarding and then to the 6-month hire mark has proven to be exceedingly difficult. Keeping employees encouraged and feeling appreciated has been critical in trying to retain them. Fortunately, our program does have significant opportunities for career growth. In this presentation, we will discuss the current staffing and retention issues that we have been experiencing, as well as the additional challenges we faced during the pandemic. We will share some of the unique and creative ways that our facility teams tried to assist with motivation and appreciation of the staff. Lastly, we

will discuss some changes that we are making to assist in bringing new candidates into the job pool that will hopefully result in improvements over the next year and allow us to re-focus on developing and retaining our staff.

### **Keynote Speaker: Disaster Planning (The “Other Sections”)**

Douglas Brining, DVM, DACLAM

University of Texas Medical Branch, Galveston, Texas

---

As an animal program located on a barrier island along the Gulf Coast, UTMB is well practiced in certain components of the animal program disaster plan, especially those sections that pertain to weather events like flooding, tropical storms, and hurricanes. During the past two years we have had to implement our hurricane response plan as well as sections that seemed we would be unlikely to ever employ, namely pandemic response and, almost as surprisingly, a cold weather event that created many previously unforeseen complications. This presentation will discuss the importance of disaster planning including lessons learned from our program response to a hurricane, a significant cold weather event, and a global pandemic.

### **Cancer & Animal Models: CAR T-Cell Therapy**

Marc Hulin, DVM, DACLAM- National AALAS President

GlaxoSmithKline

---

Cancer is the #2 killer of people in the United States at a rate of 600,000 annually. Cancer is a generic term for a large group of diseases that can affect any part of the body. Other terms used are malignant tumors and neoplasms. One defining feature of cancer is the rapid creation of abnormal cells that grow beyond their usual boundaries. Metastases are the primary cause of death from cancer. The standard therapies for cancer treatment still include chemotherapy, radiation therapy and surgery. However, current research has under covered the power of the immune system in developing new therapies that could potentially be more effective by using the immune system and personalized medicine to attack cancer in a novel and innovative fashion known as immunotherapy. Immunology is growing increasingly in popularity to attack cancer at the heart of its mechanism to grow within the patient. The development of CAR T-Cell therapy and animal models in cancer treatment provides a new tool in the toolbox to fight cancer. The presenter will provide a foundation on this new therapy for cancer patients and how animal models are used to exploit research opportunities in this arena.

### **It’s Time to GetReal! About Animal Research!**

Cindy Buckmaster, Ph.D., CMAR, RLATG

Transnetyx

---

Animal rights groups like PETA and the White Coat Waste Project bully the animal research community in the US to be silent, while they mislead the public with their chosen narratives. They have done so for decades. We are now so lost in the details of our arguments that we can’t see the truth that joins us – we all love animals and we would all rather they weren’t still necessary for biomedical progress. What do we have to do to leave this ball of confusion behind us so we can move forward, in love and compassion, for animals and people? What is required for all of us to work together and move in the direction of “stronger Science, faster cures and fewer animals”? Join Dr. Cindy Buckmaster on her tour for transparency in which she honors you and the truth of your work. You are rockstars for love and compassion and the world is starting to know who you are and why that matters to them. Transnetyx is grateful to all of you for your heroic work and thrilled to support this opportunity for you all to come together during such challenging times.

## **The Value of Volunteerism**

Marc Hulin, DVM, DAACLAM- National AALAS President  
GlaxoSmithKline

---

The 2022 National AALAS President will provide an inspirational and motivational presentation on the value of volunteering in your life both professionally and personally including the benefits, the value, your priorities in life and ending in specific case studies to exemplify how volunteering can change your career trajectory and life. The presenter will also provide the attendees with reasons to volunteer, how volunteering benefits your employer, prioritizing “life-work balance”, the value of networking, building bridges in your workplace and a real-life example of a volunteer’s journey to executive leadership. At the end, attendees will have a complete understanding of the value of volunteerism for themselves and their organization and be inspired to take the mantle to lead AALAS into the future for sustainability as the world’s leading organization in training and development of laboratory animal science professionals.

## **Overview of Rodent Enrichment Concepts with a Competitive Game of Fear Factor for Human Volunteers**

Karena Thek, MBA, CMAR  
Bio Serv

---

Environmental Enrichment (EE) is a very important aspect of good husbandry and care of our laboratory animals. Bio Serv will present a brief overview of normal rodent behaviors, signs of maladaptive behaviors and discuss how EE can complement your overall rodent care program. In tune with what is learned, we will conclude with a competitive game of Fear Factor with contestants' taste-testing some of the most “interesting” edible products for rodents. The winner will be crowned “TBAALAS FEAR FACTOR CHAMPION” with huge bragging rights! Be sure to cheer on your co-workers!

## **Leadership Workshop: The Importance of Developing Emotional Intelligence in a Leadership Role within Laboratory Animal Science**

Julie Roller, B.S., M.S., RLATG, CMAR and  
Courtney. Nesline, B.S., MBA, RLATG, CMAR

---

Developing emotional intelligence (EI) is one of the keys to successful leadership. In the past, people were often promoted based solely on technical or analytical expertise, but research has now strongly correlated successful job performance directly to higher levels of EI. This concept has an unusually important impact on managerial practices, particularly within Laboratory Animal Science. Leaders with a strong mixture of emotional awareness, self-management, and social skills are able to relate better to those around them. Emotionally intelligent leaders navigate relationships more effectively and are more likely to be successful in their leadership roles. This workshop provides an understanding of why emotionally intelligent leadership is important. Techniques for improving an individual’s EI as well as implementing these strategies into the leadership of successful work teams will be discussed using case studies and group activity/discussion.

**Thank you to the 2022 Program Committee!**

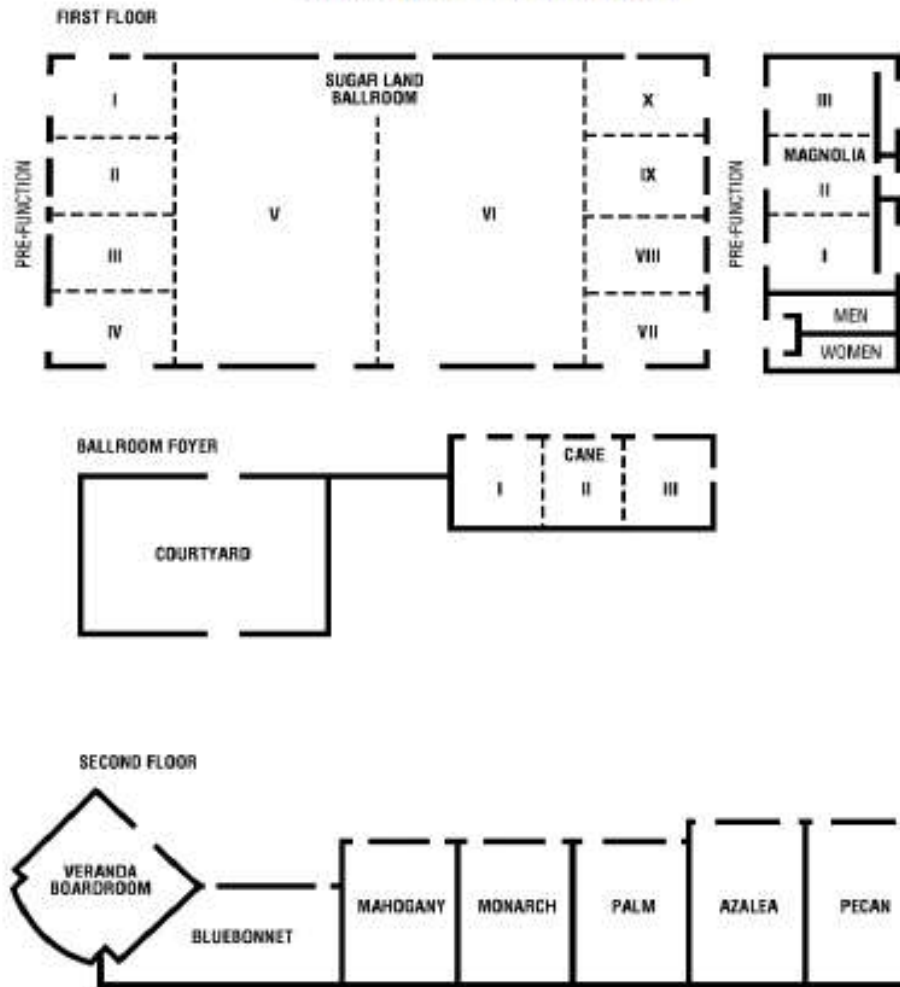
**Kelly Williams, Jeremy McNeal, Lindsay Holmes, Julie Roller**







### Meeting Space / Capacities



16090 City Walk - Sugar Land, TX - 77479-6539  
Phone (281) 275-8400 - Fax: (281) 275-5941